

Community Garden

- Rabbitbrush
- Rocky Mountain Penstemon (3)
- Scarlet Gilia
- Blonde Ambition Blue Grama (3)

- Prairie Junegrass (5)

- Blue Flax (7)
- Creeping Oregon Grape Holly (3)

- Mountain Ninebark (3)

H2O

- Bristlecone
- Rocky Mountain Fescue (3)
- Indian Ricegrass (2)
- Antelope Bitterbrush (3)
- Rocky Mountain Penstemon (5)
- Rocky Mountain Sumac
- Sagebrush
- Rocky Mountain Columbine (3)

Bench

- Foxtail Sherwood Compact (3)
- Fringed Sage (3)


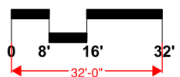
- Bridge
- Rock Spirea

Bristlecone

Rocky Mountain Sumac

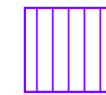
rd EMS

1 LANDSCAPE PLAN NORTH
L2.1 1" = 16'-0"



Native Perennial Mounds

- Rocky Mountain Columbine
- Rocky Mountain Penstemon
- Pineleaf Penstemon
- Yarrow
- Blue Flax
- Western Scarlet Gilia
- Sulfur Buckwheat
- Oregon Grape Holly
- Bearberry
- Fringed Sage
- Miners Candle



Alpine Wildflower Crevice Garden

- Purple Fringe
- Yellow Stonecrop
- Rocky Mountain Pussytoes
-



Native Grasses

- Blonde Ambition Blue Grama
- Rocky Mountain Fescue
- Indian Ricegrass
- Prairie Junegrass

Shrubs

- Sagebrush
- Rabbitbrush
- Buffalo Juniper
- Mountain Ninebark
- Antelope Bitterbush
- Rock Spirea
- Rocky Mountain Sumac
- Mormon Tea

Trees

- Foxtail Sherwood Compact
- Bristlecone



Dry Creek Bed