

ARTWORK EXCLUSIVE PROPERTY OF
 SINCE 1917

MANDEVILLE SIGN
making your mark.

676 GEORGE WASHINGTON HIGHWAY
 LINCOLN, RI 02865-4255

401-334-9100 401-334-7799
 PHONE FAX

WEB www.mandevillesign.com

APPROVALS
Signatures Required Before Release to Production

| | | |
|-----------------|----|------|
| Engineering | BY | DATE |
| Sales | BY | DATE |
| Estimating | BY | DATE |
| Production | BY | DATE |
| Quality Control | BY | DATE |

PDF NAME

REVISIONS

| NO. | BY | DESCRIPTION | DATE |
|-----|----|------------------------|----------|
| 1 | JM | added directional sign | 01/29/19 |
| 2 | | | |
| 3 | | | |
| 4 | | | |
| 5 | | | |
| 6 | | | |
| 7 | | | |
| 8 | | | |
| 9 | | | |
| 10 | | | |

All electrical signs shall comply with the National Electric Code (Article 600) and be manufactured according to Underwriters Laboratories U.L. 48 standards and labeled accordingly.

31984-1

CUSTOMER

STORE NUMBER **2461**

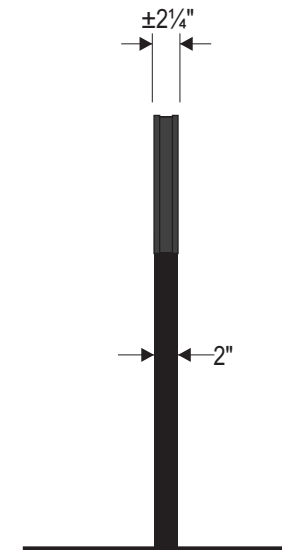
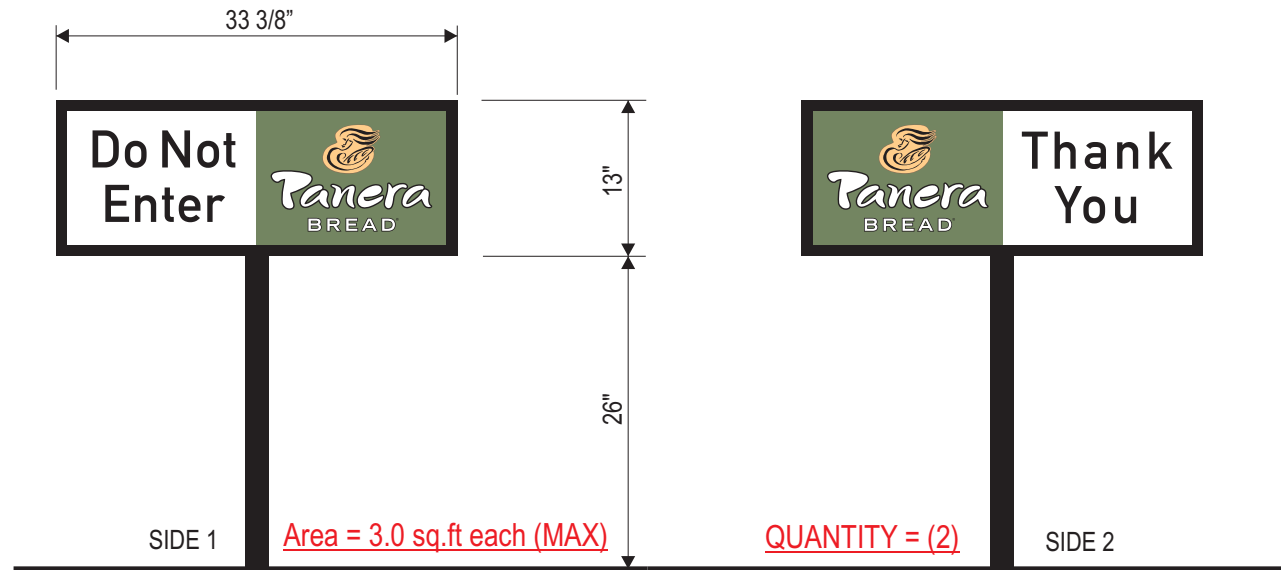
LOCATION **DILLON, CO**

PROJECT MANAGER **Carla M.**

| | |
|--------|----------|
| WD | 01/23/19 |
| ARTIST | DATE |

31984.6

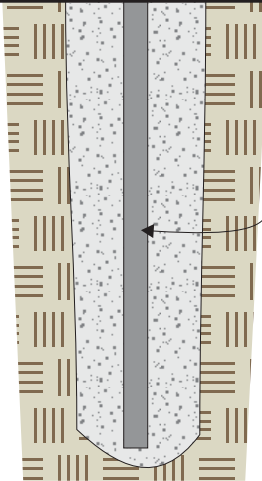
DRAWING NAME



SIDE 1 **Area = 3.0 sq.ft each (MAX)** QUANTITY = (2) SIDE 2

D/F SPLIT-FACE DIRECTIONAL SIGN w/ LOGO

END VIEW
3/4" = 1'- 0"

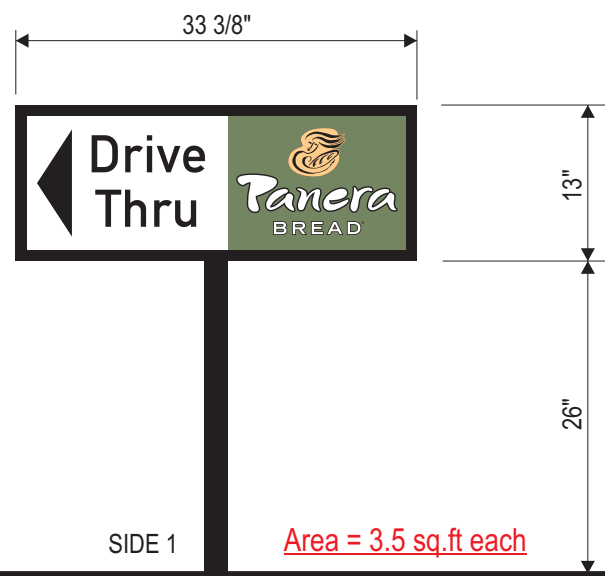


DIRECT BURIAL IN FREE-FORMED CONCRETE FOOTING

DIRECTIONAL SIGNS
3/4" = 1'-0"

NON ILLUMINATED DIRECTIONAL SIGNS:

- 2" DEEP ALUM. PANEL CONSTRUCTION PAINTED BLACK
- .090 ALUMINUM FACES
- PMS 5753C OPAQUE GREEN FIELD/BACKGROUND
- DIGITALLY PRINTED GRAPHICS ON REFLECTIVE PSV (VINYL)
- COLORS AS SHOWN: BLACK, WHITE & PMS 1355U PEACH IF REQUIRED.
- BACKS OF SINGLE FACED SIGNS PAINTED BLACK
- BLACK 2" x 2" x 1/4" WALL ALUM. SQ. TUBE POSTS
- DIRECT BURIAL IN FREE-FORMED CONCRETE FOOTING



SIDE 1 **Area = 3.5 sq.ft each**

QUANTITY = (1) SIDE 2

QUANTITY = (1)

D/F SPLIT-FACE DIRECTIONAL SIGN w/ LOGO

S/F SPLIT-FACE DIRECTIONAL SIGN w/ LOGO

ARTWORK EXCLUSIVE PROPERTY OF
SINCE 1917

MANDEVILLE SIGN
making your mark.

676 GEORGE WASHINGTON HIGHWAY
LINCOLN, RI 02865-4255

401-334-9100 401-334-7799
PHONE FAX

WEB www.mandevillesign.com

APPROVALS
Signatures Required Before Release to Production

| | | |
|-----------------|----|------|
| Engineering | BY | DATE |
| Sales | BY | DATE |
| Estimating | BY | DATE |
| Production | BY | DATE |
| Quality Control | BY | DATE |

REVISIONS

| NO. | BY | DESCRIPTION | DATE |
|-----|----|------------------------|----------|
| 1 | JM | added directional sign | 01/29/19 |
| 2 | | | |
| 3 | | | |
| 4 | | | |
| 5 | | | |
| 6 | | | |
| 7 | | | |
| 8 | | | |
| 9 | | | |
| 10 | | | |

All electrical signs shall comply with the National Electric Code (Article 600) and be manufactured according to Underwriters Laboratories U.L. 48 standards and labeled accordingly.

31984-1

CUSTOMER

STORE NUMBER **2461**

DILLON, CO

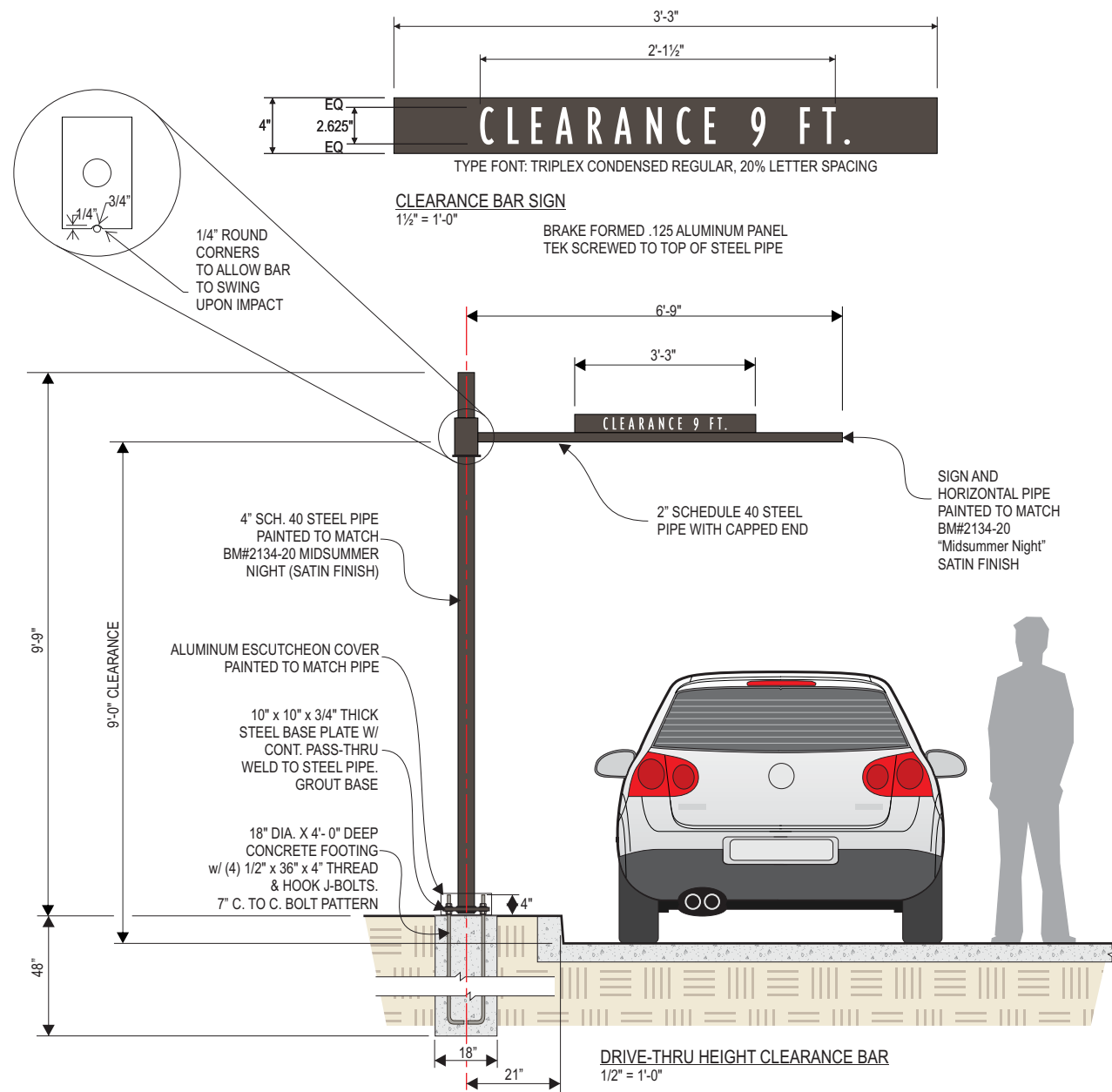
LOCATION

PROJECT MANAGER **Carla M.**

WD 01/23/19
ARTIST DATE

31984.7

DRAWING NAME



ARTWORK EXCLUSIVE PROPERTY OF
 SINCE 1917

MANDEVILLE SIGN
 making your mark.

676 GEORGE WASHINGTON HIGHWAY
 LINCOLN, RI 02865-4255

401-334-9100 401-334-7799
 PHONE FAX

www.mandevillesign.com

APPROVALS
 Signatures Required Before Release to Production

| | | |
|-----------------|----|------|
| Engineering | BY | DATE |
| Sales | BY | DATE |
| Estimating | BY | DATE |
| Production | BY | DATE |
| Quality Control | BY | DATE |

PDF NAME

REVISIONS

| NO. | BY | DESCRIPTION | DATE |
|-----|----|-------------|------|
| 1 | | | |
| 2 | | | |
| 3 | | | |
| 4 | | | |
| 5 | | | |
| 6 | | | |
| 7 | | | |
| 8 | | | |
| 9 | | | |
| 10 | | | |

All electrical signs shall comply with the National Electric Code (Article 600) and be manufactured according to Underwriters Laboratories U.L. 48 standards and labeled accordingly.

31984-1

CUSTOMER

STORE NUMBER 2461

DILLON, CO

LOCATION

PROJECT MANAGER Carla M.

WD 01/23/19
 ARTIST DATE

31984.8

DRAWING NAME

ARTWORK EXCLUSIVE PROPERTY OF
SINCE 1917



MANDEVILLE SIGN
making your mark.

676 GEORGE WASHINGTON HIGHWAY
LINCOLN, RI 02865-4255

401-334-9100 401-334-7799
PHONE FAX

www.mandevillesign.com
WEB

APPROVALS
Signatures Required Before Release to Production

| | | |
|-----------------|----|------|
| Engineering | BY | DATE |
| Sales | BY | DATE |
| Estimating | BY | DATE |
| Production | BY | DATE |
| Quality Control | BY | DATE |

PDF NAME

REVISIONS

| NO. | BY | DESCRIPTION | DATE |
|-----|----|-------------|------|
| 1 | | | |
| 2 | | | |
| 3 | | | |
| 4 | | | |
| 5 | | | |
| 6 | | | |
| 7 | | | |
| 8 | | | |
| 9 | | | |
| 10 | | | |

All electrical signs shall comply with the National Electric Code (Article 600) and be manufactured according to Underwriters Laboratories U.L. 48 standards and labeled accordingly.

31984-1

PANERA BREAD

CUSTOMER

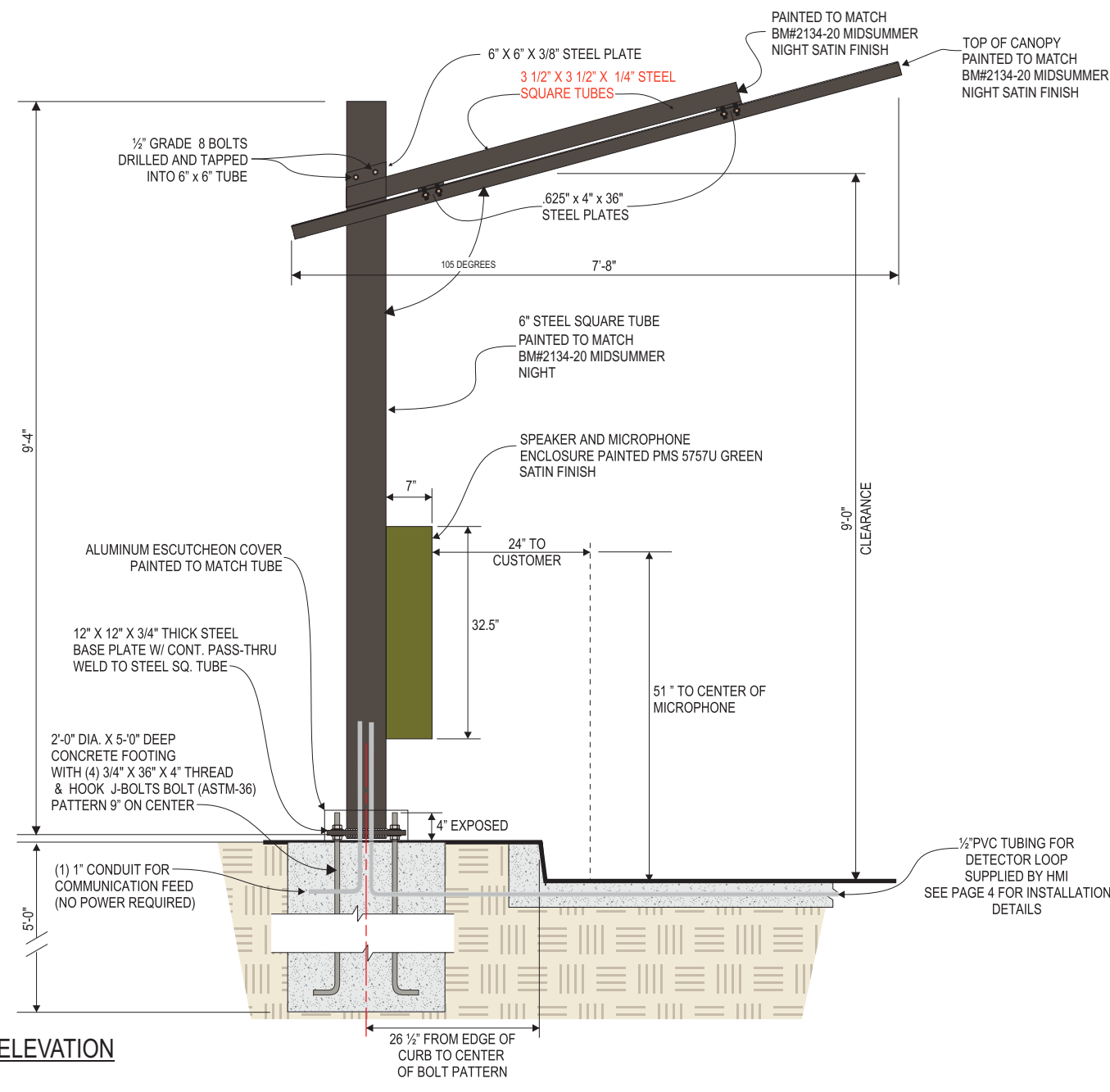
2461
STORE NUMBER

DILLON, CO
LOCATION

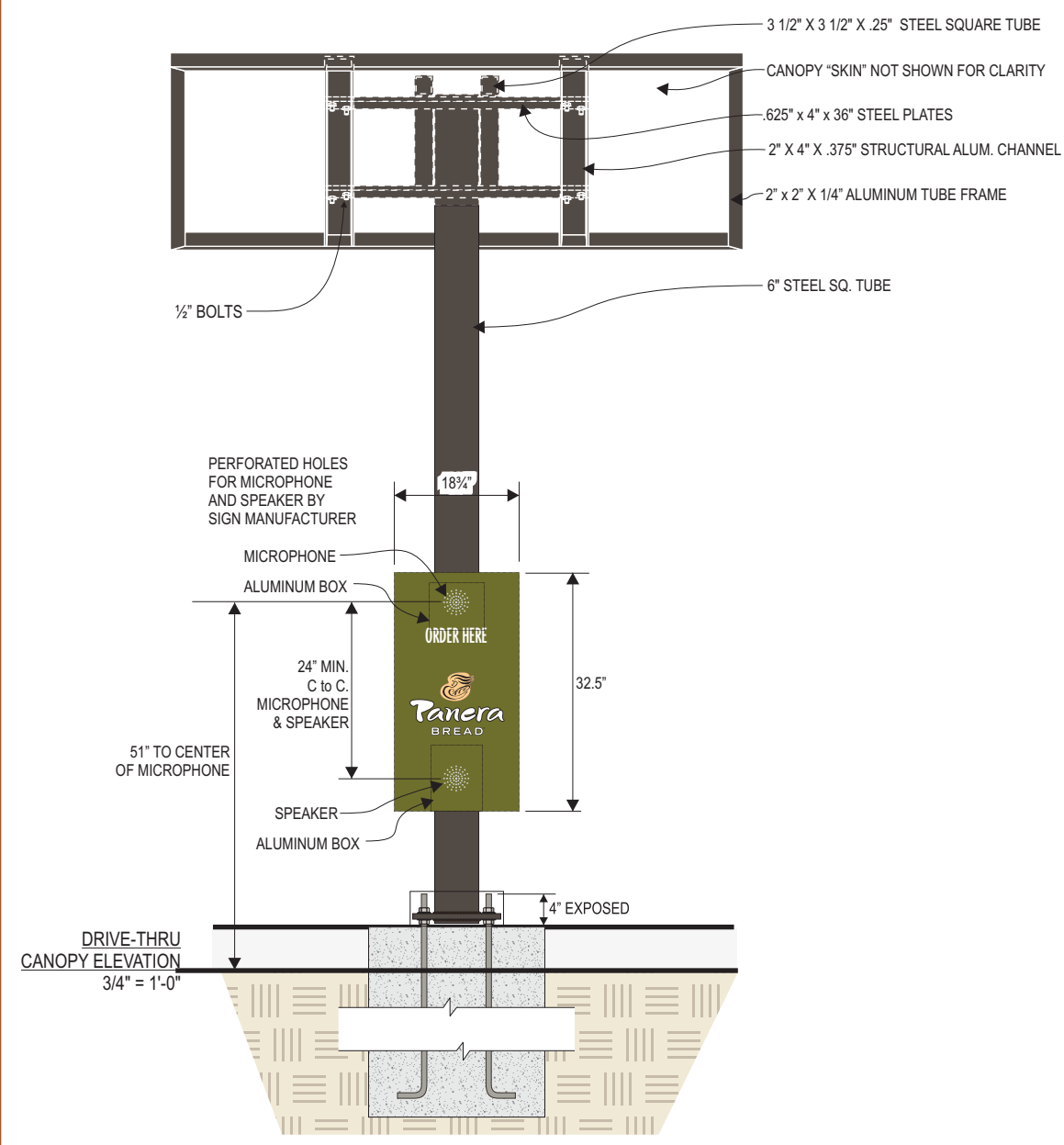
PROJECT MANAGER **Carla M.**

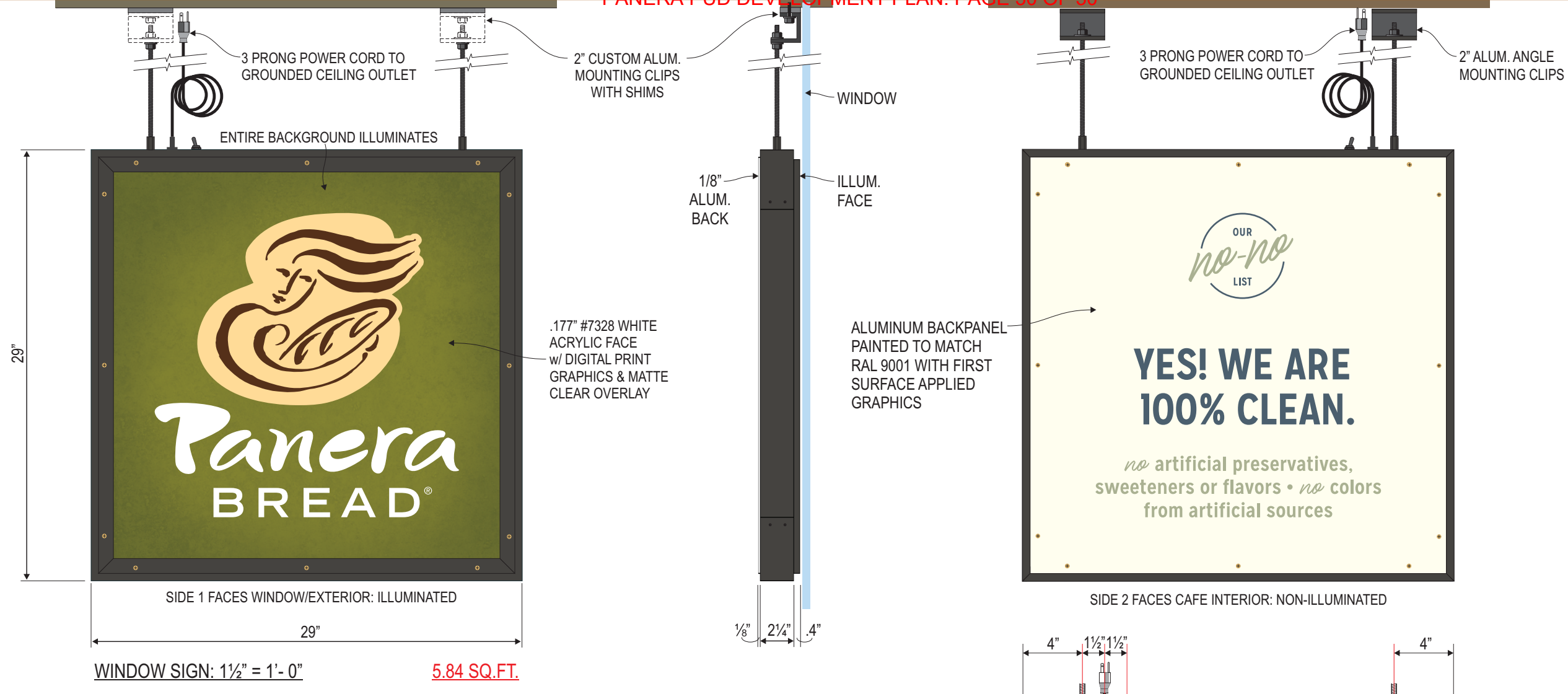
WD 01/23/19
ARTIST DATE

31984.9
DRAWING NAME



D/T CANOPY ELEVATION
1/2" = 1'-0"





(1) 29" X 29" X 2 7/8" DEEP D/F INTERIOR ILLUMINATED HANGING WINDOW SIGN.

- FACE IS ILLUMINATED AND BACK IS REMOVABLE AND OPAQUE.
- 60 WATT SELF CONTAINED POWER SUPPLY.
- SWITCH AND 6'-7" 3 PRONG POWER CORD OUT TOP.
- SUPPLY (2) 6' LENGTHS OF 1/4-20 BLACK OXIDE THREADED ROD AND (2) ALUMINUM PAINTED ANGLE CLIPS FOR INSTALLATION.

FACE SPECS:

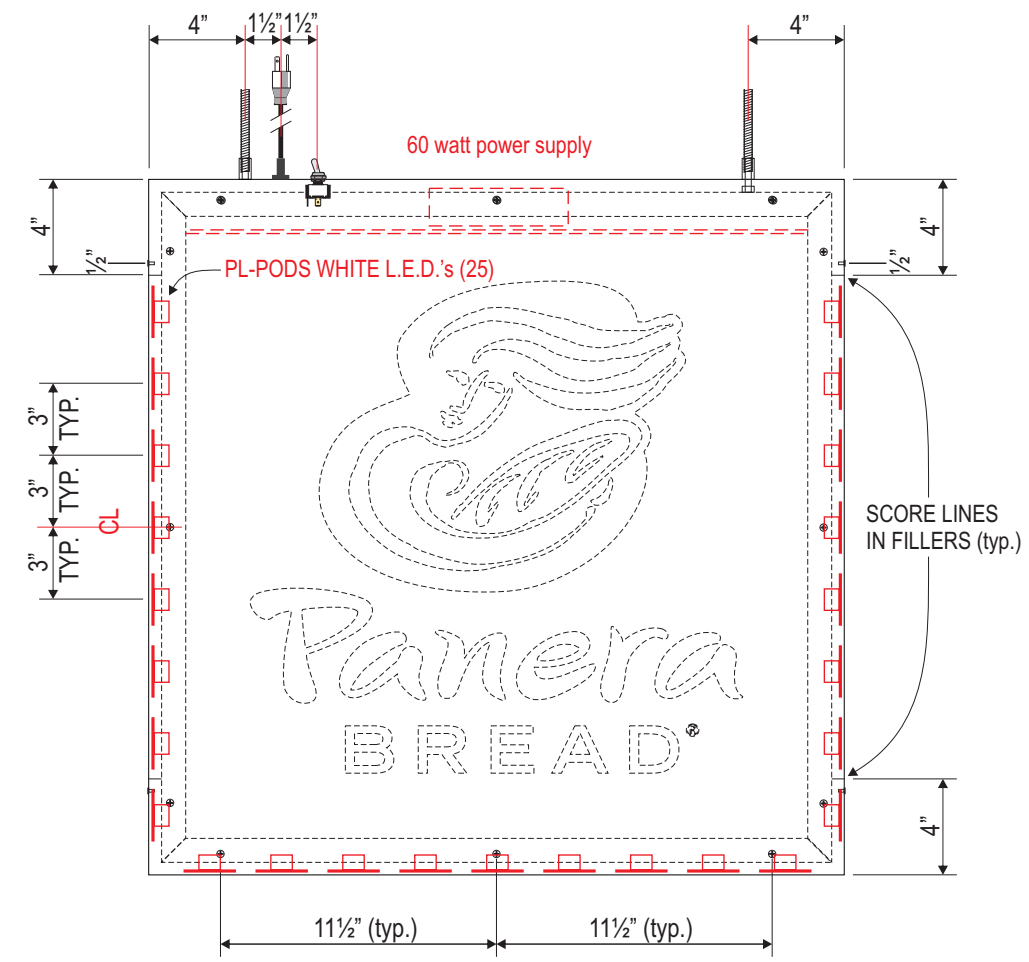
- Custom 1" Wide Aluminum Angle Trim to Retain Faces
- Trim Secured to Flange in Face Side of Frame with (12) 8-32 x 1" Long Flat Head Brass Sheet Metal Screws.
- .177" #7328 White Optix DL Medium Impact Acrylic Face with 1st Surface Digital Print and Matte Clear Overlamine.

BACK SPECS:

- 1/8" Thick Aluminum Back.
- Secure to the Frame with 8-32 x 1/2" Long Flat Head Brass Sheet Metal Screws.
- Paint Back Side of Aluminum Back ZAP White.
- Paint Face and Edge of MP02545 Cream, RAL 9001, Satin Finish per Formula.
- 1st Surface Digitally Printed Vinyl Graphics with Satin Overlamine, All Cut with Background Removed.

FRAME SPECS:

- 2 1/4" x 1 1/4", Finished OD, x 1/8" Brakeformed Aluminum Channel Frame.
- End Fillers to receive a "Scribe" on the Fillers and Wrapping the Flanges 4" in from Each End.
- Install Toggle Switch to Right of Cord Grip 1 1/2"+.
- PL- PODS White LEDs on the Inside of the End and Bottom Fillers Only on 3"+ Centers.
- (1) 60 Watt Class 2 Power Supply mounted to Aluminum Plate w/ (2) 6-32 x 1/2" Welded Studs. Plate is Spot Welded into the Top Channel.
- 120 VAC / .1 Amp.
- Continuous Brake Formed .040 White Aluminum Raceway Cover secured to the Back Flange with Flat Head Screws.
- Paint the Outside MP29527 Midsummer Night per Formula, Satin Finish.



ARTWORK EXCLUSIVE PROPERTY OF
 SINCE 1917

MANDEVILLE SIGN
making your mark.
 676 GEORGE WASHINGTON HIGHWAY
 LINCOLN, RI 02865-4255
 401-334-9100 401-334-7799
 PHONE FAX
 www.mandevillesign.com
 WEB

APPROVALS
Signatures Required Before Release to Production

| | |
|-----------------|------|
| Engineering | |
| BY | DATE |
| Sales | |
| BY | DATE |
| Estimating | |
| BY | DATE |
| Production | |
| BY | DATE |
| Quality Control | |
| BY | DATE |

PDF NAME

REVISIONS

| NO. | BY | DESCRIPTION | DATE |
|-----|----|-------------|------|
| 1 | | | |
| 2 | | | |
| 3 | | | |
| 4 | | | |
| 5 | | | |
| 6 | | | |
| 7 | | | |
| 8 | | | |
| 9 | | | |
| 10 | | | |

All electrical signs shall comply with the National Electric Code (Article 600) and be manufactured according to Underwriters Laboratories U.L. 48 standards and labeled accordingly.

31984-1



CUSTOMER

STORE NUMBER **2461**

DILLON, CO

LOCATION

PROJECT MANAGER **Carla M.**

| | |
|--------------|------------------|
| WD ARTIST | 01/23/19 DATE |
|--------------|------------------|

31984.10

DRAWING NAME