

Submitted by Illumination Systems, Inc



**Job Name:**  
Deinison Employee Housing

**Catalog Number:**  
GLEON-AF-01-LED-E1-T4FT-BZ

**Type:**

1

Notes:

ISI16-64780

# McGraw-Edison

## DESCRIPTION

The Galleon™ LED luminaire delivers exceptional performance in a highly scalable, low-profile design. Patented, high-efficiency AccuLED Optics™ system provides uniform and energy conscious illumination to walkways, parking lots, roadways, building areas and security lighting applications. IP66 rated and UL/cUL Listed for wet locations.

Catalog #		Type	
Project		Date	
Comments			
Prepared by			

## SPECIFICATION FEATURES

### Construction

Extruded aluminum driver enclosure thermally isolated from Light Squares for optimal thermal performance. Heavy-wall, die-cast aluminum end caps enclose housing and die-cast aluminum heat sinks. A unique, patent pending interlocking housing and heat sink provides scalability with superior structural rigidity. 3G vibration tested and rated. Optional tool-less hardware available for ease of entry into electrical chamber. Housing is IP66 rated.

### Optics

Patented, high-efficiency injection-molded AccuLED Optics technology. Optics are precisely designed to shape the distribution maximizing efficiency and application spacing. AccuLED Optics create consistent distributions with the scalability to meet customized application requirements. Offered standard in 4000K (+/- 275K) CCT 70 CRI. Optional 3000K, 5000K and 6000K CCT.

### Electrical

LED drivers are mounted to removable tray assembly for ease of maintenance. 120-277V 50/60Hz, 347V 60Hz or 480V 60Hz operation. 480V is compatible for use with 480V Wye systems only. Standard with 0-10V dimming. Shipped standard with Eaton proprietary circuit module designed to withstand 10kV of transient line surge. The Galleon LED luminaire is suitable for operation in -40°C to 40°C ambient environments. For applications with ambient temperatures exceeding 40°C, specify the HA (High Ambient) option. Light Squares are IP66 rated. Greater than 90% lumen maintenance expected at 60,000 hours. Available in standard 1A drive current and optional 600mA, 800mA and 1200mA drive currents (nominal).

### Mounting

**STANDARD ARM MOUNT:** Extruded aluminum arm includes internal bolt guides allowing for easy positioning of fixture during mounting. When mounting two or more luminaires at 90° and 120° apart, the EA extended arm may be required. Refer to the


arm mounting requirement table. Round pole adapter included. For wall mounting, specify wall mount bracket option. **QUICK MOUNT ARM:** Adapter is bolted directly to the pole. Quick mount arm slide into place on the adapter and is secured via two screws, facilitating quick and easy installation. The versatile, patent pending, quick mount arm accommodates multiple drill patterns ranging from 1-1/2" to 4-7/8". Removal of the door on the quick mount arm enables wiring of the fixture without having to access the driver compartment. A knock-out enables round pole mounting.

### Finish

Housing finished in super durable TGIC polyester powder coat paint, 2.5 mil nominal thickness for superior protection against fade and wear. Heat sink is powder coated black. Standard housing colors include black, bronze, grey, white, dark platinum and graphite metallic. RAL and custom color matches available.

### Warranty

Five-year warranty.

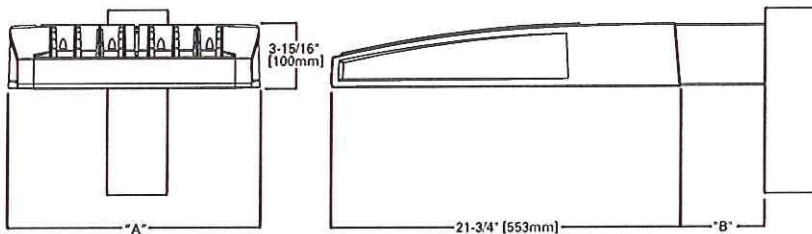


## GLEON GALLEON LED

1-10 Light Squares  
Solid State LED

AREA/SITE LUMINAIRE

## DIMENSIONS

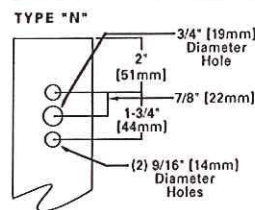


## DIMENSION DATA

Number of Light Squares	"A" Width	"B" Standard Arm Length	"B" Optional Arm Length <sup>1</sup>	Weight with Arm (lbs.)	EPA with Arm <sup>2</sup> (Sq. Ft.)
1-4	15-1/2" (394mm)	7" (178mm)	10" (254mm)	33 (15.0 kgs.)	0.96
5-6	21-5/8" (549mm)	7" (178mm)	10" (254mm)	44 (20.0 kgs.)	1.00
7-8	27-5/8" (702mm)	7" (178mm)	13" (330mm)	54 (24.5 kgs.)	1.07
9-10	33-3/4" (857mm)	7" (178mm)	16" (406mm)	63 (28.6 kgs.)	1.12

NOTES: 1. Optional arm length to be used when mounting two fixtures at 90° on a single pole. 2. EPA calculated with optional arm length.

## DRILLING PATTERN



## CERTIFICATION DATA

UL/cUL Wet Location Listed  
ISO 9001  
LM79 / LM80 Compliant  
3G Vibration Rated  
IP66 Rated

## ENERGY DATA

Electronic LED Driver  
>0.9 Power Factor  
<20% Total Harmonic Distortion  
120V-277V 50/60Hz  
347V & 480V 60Hz  
-40°C Min. Temperature  
40°C Max. Temperature  
60°C Max. Temperature (HA Option)



TD500020EN  
2016-08-23 08:01:04

Submitted by Illumination Systems, Inc

**Catalog Number:**  
GLEON-AF-01-LED-E1-T4FT-BZ

**Type:**

1

ISI16-64780



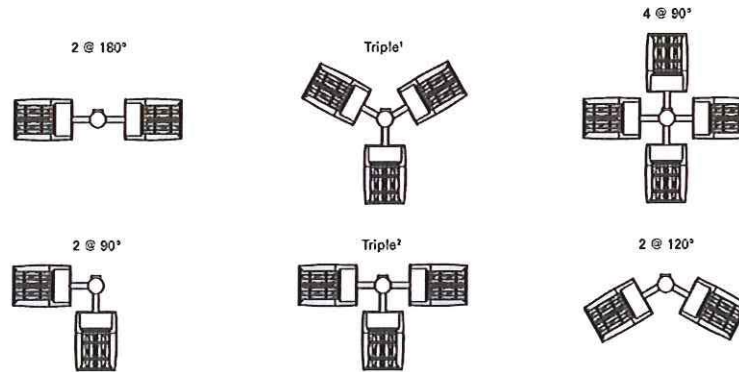
**Job Name:**  
Deinison Employee Housing

Notes:

**GLEON GALLEON LED**

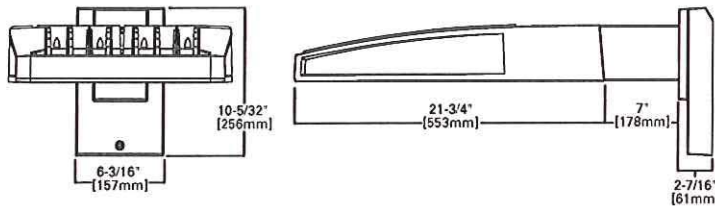
**ARM MOUNTING REQUIREMENTS**

Configuration	90° Apart	120° Apart
GLEON-AF-01	7' Arm (Standard)	7' Arm (Standard)
GLEON-AF-02	7' Arm (Standard)	7' Arm (Standard)
GLEON-AF-03	7' Arm (Standard)	7' Arm (Standard)
GLEON-AF-04	7' Arm (Standard)	7' Arm (Standard)
GLEON-AF-05	10' Extended Arm (Required)	7' Arm (Standard)
GLEON-AF-06	10' Extended Arm (Required)	7' Arm (Standard)
GLEON-AF-07	13' Extended Arm (Required)	13' Extended Arm (Required)
GLEON-AF-08	13' Extended Arm (Required)	13' Extended Arm (Required)
GLEON-AF-09	16' Extended Arm (Required)	16' Extended Arm (Required)
GLEON-AF-10	16' Extended Arm (Required)	16' Extended Arm (Required)

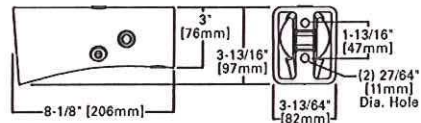


NOTES: 1 Round poles are 3 @ 120°. Square poles are 3 @ 90°. 2 Round poles are 3 @ 90°.

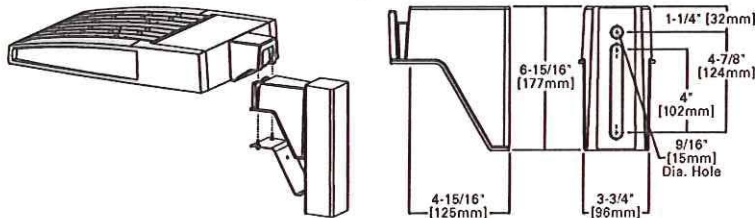
**STANDARD WALL MOUNT**



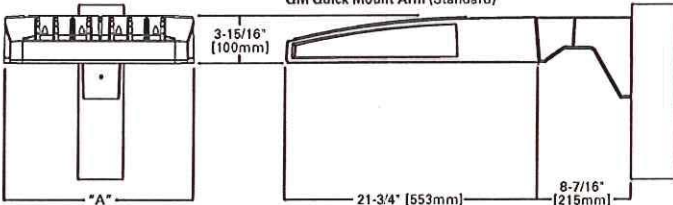
**MAST ARM MOUNT**



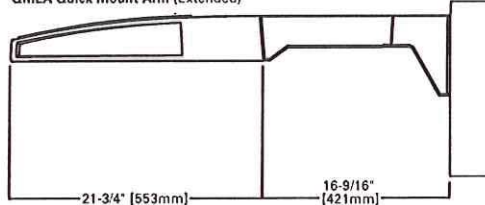
**QUICK MOUNT ARM (INCLUDES FIXTURE ADAPTER)**



**QM Quick Mount Arm (Standard)**



**QMEA Quick Mount Arm (Extended)**



**QUICK MOUNT ARM DATA**

Number of Light Squares 1,2	"A" Width	Weight with QM Arm (lbs.)	Weight with QMEA Arm (lbs.)	EPA (Sq. Ft.)
1-4	15-1/2" (394mm)	35 (15.91 kgs.)	38 (17.27 kgs.)	1.11
5-6 <sup>3</sup>	21-5/8" (549mm)	46 (20.91 kgs.)	49 (22.27 kgs.)	
7-8	27-5/8" (702mm)	56 (25.45 kgs.)	59 (26.82 kgs.)	

NOTES: 1 QM option available with 1-8 light square configurations. 2 QMEA option available with 1-6 light square configurations. 3 QMEA arm to be used when mounting two fixtures at 90° on a single pole.



Eaton  
1121 Highway 74 South  
Peachtree City, GA 30269  
P. 770-439-4900  
www.eaton.com/lighting

Specifications and dimensions subject to change without notice

TD500020EN  
2016-08-23 08:01:04